

Select Cabinet & Rack Enclosures

Flexible platform with many features of the Elite™.

- » Fully configurable for your specific applications.
- » Numerous cooling options.
- » Extensive cable management.
- » Standard configurations for rapid turnaround.
- » Lifetime guarantee.



Get exactly what you need and want.

Robust cabinets for any application

Features.

The Select Cabinet family from Black Box offers a wide range of features for regular office and IT applications. A strong 600-kilogram weight capacity supports all but the most demanding applications. (For weight capacities up to 1000 kg, consider the Elite™ series of cabinets.)

The cabinets also feature welded steel construction and come with the protection of a lifetime Black Box® Double Diamond™ warranty. They arrive fully assembled and ready to populate.

Choices.

Select Cabinets are specifically designed to be adaptable to your exact needs. Whether you need a high airflow cabinet to cool your servers, or a small, secure cabinet for an office, the Select cabinet family has the solution for you.

Select a pre-configured cabinet or have one customized to your specifications and shipped directly to you. Choose from a wide range of sizes to suit all your data and server cabinet needs. Our Tech Support experts will help you specify the cabinet you need—FREE of charge.

Cable management.

Cable management is easy. The cabinets feature multiple lacedown points throughout. For even more cable management, add our Vertical Lacing Bars (page 7).

Versatility.

Because the cabinets come with a wide range of choices in frame sizes, rails, doors, and top and side panels, they adapt to nearly any application.

Rails with M6 square holes are standard in all our cabinets offered in Europe. They enable you to use vendor-supplied server rails that latch into the square holes to support servers, or to convert the square hole to a threaded M6 hole by using cage nuts.

Cabinet doors are available in solid, high-flow mesh, split high-flow mesh, or toughened glass. You also can choose a cabinet with no doors. Side panels can be solid or vented, or you can leave them off. All mesh doors have our high-flow mesh, which improves airflow approximately 10% over typical cabinets.

Cabinet tops are customisable, too—choose a top panel with or without fans, or use the top opening to rackmount up to 12U of shallow components such as patch panels or power strips. For more information, call our FREE Tech Support.

- ◆ ◆ ◆ **WARRANTY** — Lifetime



SC42U60100SGVSMNK



SC18U6080SGSSMNK



SC42U60100SMVSMNK:
front view



SC42U60100SGVSMNK:
rear view showing
perimeter-vented
rear door

Protect your IT investments

Environmental monitoring is a cost-effective, proactive way to protect your investments from climate, overheating, theft, etc. Find out more about AlertWerks™ at blackbox.com/eu or get FREE, live help in less than 30 seconds.

Don't see what you need here? Just go to **page 5** for details on customizing your cabinet to your exact specifications.

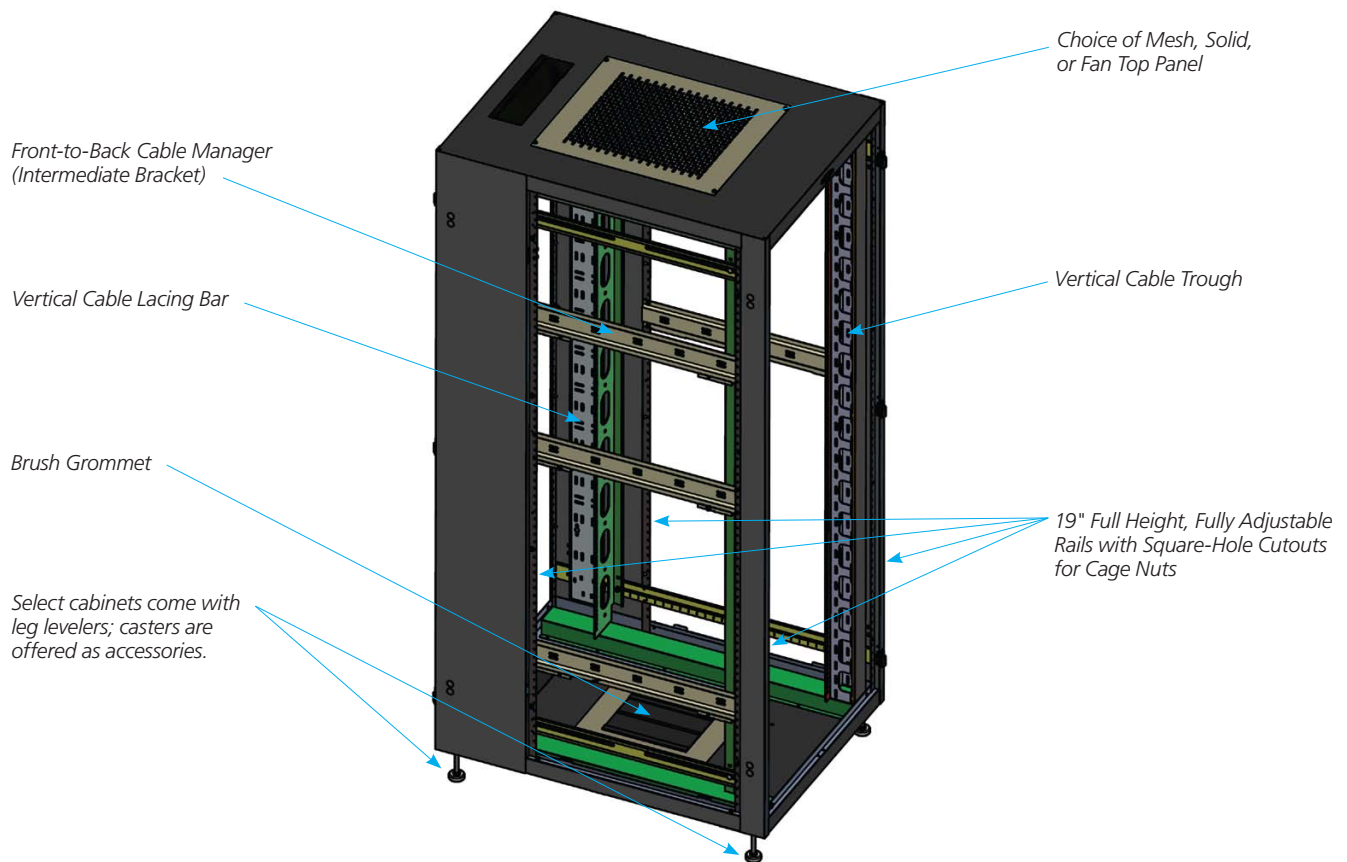
Most common cabinet configurations are ready to ship.

Buyer's Guide | Select Server Cabinets

Rack Units	Width	Depth	Front Door	Rear Door	Code
47U	60 cm	80 cm	Toughened Glass	Perimeter Vneted	SC47U6080SGVSMNK
			Mesh	Mesh	SC47U6080SMMSMNK
47U	60 cm	100 cm	Toughened Glass	Perimeter Vented	SC47U60100SGVSMNK
			Mesh	Mesh	SC47U60100SMMSMNK
47U	75 cm	80 cm	Toughened Glass	Perimeter Vented	SC47U7580SGVSMNK
			Mesh	Mesh	SC47U7580SMMSMNK
47U	75 cm	100 cm	Toughened Glass	Perimeter Vented	SC47U75100SGVSMNK
			Mesh	Mesh	SC47U75100SMMSMNK
42U	60 cm	60 cm	Toughened Glass	Perimeter Vented	SC42U6060SGVSMNK
			Mesh	Mesh	SC42U6060SMMSMNK
42U	60 cm	80 cm	Toughened Glass	Perimeter Vented	SC42U6080SGVSMNK
			Mesh	Mesh	SC42U6080SMMSMNK
42U	60 cm	100 cm	Toughened Glass	Perimeter Vented	SC42U60100SGVSMNK
			Mesh	Mesh	SC42U60100SMMSMNK
42U	75 cm	60 cm	Toughened Glass	Perimeter Vented	SC42U7560SGVSMNK
			Mesh	Mesh	SC42U7560SMMSMNK
42U	75 cm	80 cm	Toughened Glass	Perimeter Vented	SC42U7580SGVSMNK
			Mesh	Mesh	SC42U7580SMMSMNK
42U	75 cm	100 cm	Toughened Glass	Perimeter Vented	SC42U75100SGVSMNK
			Mesh	Mesh	SC42U75100SMMSMNK
37U	60 cm	60 cm	Toughened Glass	Perimeter Vented	SC37U6060SGVSMNK
			Mesh	Mesh	SC37U6060SMMSMNK
37U	60 cm	80 cm	Toughened Glass	Perimeter Vented	SC37U6080SGVSMNK
			Mesh	Mesh	SC37U6080SMMSMNK
37U	60 cm	100 cm	Toughened Glass	Perimeter Vented	SC37U60100SGVSMNK
			Mesh	Mesh	SC37U60100SMMSMNK
32U	60 cm	60 cm	Toughened Glass	Perimeter Vented	SC32U6060SGVSMNK
			Mesh	Mesh	SC32U6060SMMSMNK
32U	60 cm	80 cm	Toughened Glass	Perimeter Vented	SC32U6080SGVSMNK
			Mesh	Mesh	SC32U6080SMMSMNK
32U	60 cm	100 cm	Toughened Glass	Perimeter Vented	SC32U60100SGVSMNK
			Mesh	Mesh	SC32U60100SMMSMNK
24U	60 cm	60 cm	Toughened Glass	Perimeter Vented	SC24U6060SGVSMNK
			Mesh	Mesh	SC24U6060SMMSMNK
24U	60 cm	80 cm	Toughened Glass	Perimeter Vented	SC24U6080SGVSMNK
			Mesh	Mesh	SC24U6080SMMSMNK
24U	60 cm	100 cm	Toughened Glass	Perimeter Vented	SC24U60100SGVSMNK
			Mesh	Mesh	SC24U60100SMMSMNK
24U	75 cm	60 cm	Toughened Glass	Perimeter Vented	SC24U7560SGVSMNK
			Mesh	Mesh	SC24U7560SMMSMNK
18U	60 cm	60 cm	Toughened Glass	Perimeter Vented	SC18U6060SGVSMNK
			Mesh	Mesh	SC18U6060SMMSMNK
18U	60 cm	80 cm	Toughened Glass	Perimeter Vented	SC18U6080SGVSMNK
			Mesh	Mesh	SC18U6080SMMSMNK
18U	60 cm	100 cm	Toughened Glass	Perimeter Vented	SC18U60100SPSSMNK
			Mesh	Mesh	SC18U60100SMMSMNK

Select Cabinets


Features and options.



A mesh top aids in cooling and has central, rear cable entry point.




Leveller pan feet supplied with every cabinet. Optional casters are available.



Front door is 80% mesh for efficient airflow.



Lockable front and rear doors are standard.



"U" marked rails enable rapid and correct equipment positioning.



Ample cable entry through the floor aperture supports underfloor cooling.

Don't see exactly what you want? We'll build it for you.

If one of our pre-configured cabinets doesn't work for you, it's easy to build your own Select Cabinet to your specifications. Just use the codes to fill in the line on the **bottom of the page**, matching colors as you go. When you're done, just call your local Black Box office with the number, and we'll have your custom-built cabinets on your doorstep in a flash.

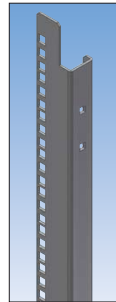
The example SKU **below** is a 42U x 60-cm W x 100-cm D cabinet with M6 rails, a mesh front door, a mesh rear door, solid side panels, a mesh top, and keyed locks. Need help? Call our fast, FREE Tech Support.

Step 1:
Choose your enclosure.
Examples:

18U x 60-cm W x 60-cm D
S C 1 8 U 6 0 6 0
24U x 60-cm W x 80-cm D
S C 2 4 U 6 0 8 0
24U x 75-cm W x 60-cm D
S C 2 4 U 7 5 6 0
32U x 60-cm W x 80-cm D
S C 3 2 U 6 0 8 0
37U x 60-cm W x 80-cm D
S C 3 7 U 6 0 8 0
37U x 60-cm W x 100-cm D
S C 3 7 U 6 0 1 00
42U x 60-cm W x 80-cm D
S C 4 2 U 6 0 8 0
42U x 75-cm W x 100-cm D
S C 4 2 U 7 5 1 00
47U x 75-cm W x 100-cm D
S C 4 7 U 7 5 1 00

Available heights: 18U, 24U, 32U, 37U, 42U, 47U
Available widths: 60 cm, 75 cm
Available depths: 60 cm, 80 cm, 100 cm

Step 2:
M6 rails are standard.



S
M6 rails with square holes

Step 3:
Choose your front doors.



N **S**
None Solid

M **D**
Mesh Split Mesh

G
Toughened Glass

Step 4:
Choose your rear doors.



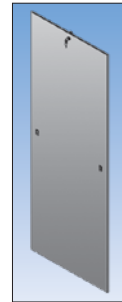
N **S**
None Solid

M **D**
Mesh Split Mesh

G
Toughened Glass

V
Perimeter Vented


Step 5:
Choose your side panels.



N **S**
None Solid

M
Mesh (Vented)

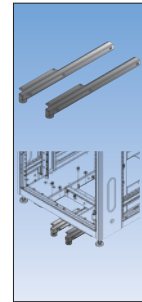
Step 6:
Choose your cabinet top.



N **S**
None Solid

M **3**
Mesh 3-Fan Unit (4" Fans, 225-cfm)

Step 7:
Decide on anti-tip legs.



Y **N**
Yes No

Step 8:
Choose your lock*



N **K**
None Keyed

C
Combination

B
Biometric†

H
Hybrid†

Example:

S	C	4	2	U	6	0	1	00	S	M	M	S	N	N	K
---	---	---	---	---	---	---	---	----	---	---	---	---	---	---	---

Fill in the blocks below to get your ideal cabinet's part code. For help configuring your cabinet, call our FREE Tech Support.

--	--	--	--	--	--	--	--	--	--	--	--	--	--	--	--

* Doors have either a keyed, combination, biometric, or hybrid lock. Choose "None" when there is no door.

† Biometric locks are not compatible with split doors. The Biometric option includes a biometric lock on one door and a keyed lock on the other; the Hybrid option includes a biometric lock on one door and an electronic lock on the other. For more information on Intelli-Pass™ Biometric Access Control for Cabinets, see blackbox.com.


Coolness for your cabinets—everything you need

Select Cabinet Accessories


Top Panels



SCTOPF60



SCTOPS60



SCTOPP60



- Fit the large 12U top opening on Select Cabinets.
- Help cool cabinets by drawing air upward.
- Change top panels when your ventilation needs change.
- ♦♦ **WARRANTY** — Lifetime

Item

Code

Top Fan Panels
 3-Fan 225-cfm, For 800 and 1000D
 For 600D
 Solid Top Panel, For 800 and 1000D
 For 600D
 Mesh Top Panel, For 800 and 1000D
 For 600D

SCTOPF60
 SCTOPF66
 SCTOPS60
 SCTOPS66
 SCTOPP60
 SCTOPP66

Split Mesh Doors



- Keep the equipment in your Select Cabinet cool.
- Doors can be mounted on the front or rear of the cabinet.
- ♦♦ **WARRANTY** — Lifetime

Doors are available in the following sizes:

18U x 60"
 24U x 60"
 32U x 60"
 37U x 60"
 42U x 60"
 42U x 75"
 47U x 60"
 47U x 75"

Filler Panels



- Keep cool air from dissipating before it reaches the top of the rack.
- Matte black finish.
- Mount easily to a 19" cabinet or rack with four included M6 screws.
- ♦♦ **WARRANTY** — Lifetime



RMTB04

RoHS — Yes

Item

Code

Filler Panels, Black
 1U (1.75")
 2U (3.50")
 3U (5.25")
 4U (7.00")
 5U (8.75")
 6U (10.50")

RMTB01
 RMTB02
 RMTB03
 RMTB04
 RMTB05
 RMTB06

ClimateCab™ Cabinets

Cool only the cabinet not the entire room! ClimateCab enables you to install equipment without the need for additional cooling or costly infrastructure.

- Digitally controlled air-conditioners.
- IP54 rated.
- Ideal for remote locations.
- Gasketed openings.
- Safety glass windows.
- ♦♦ **WARRANTY** — 18 Months



NOTE: Use brush entry top and bottom at rear of cabinet.

[Learn more at blackbox.com/go/ClimateCab](https://blackbox.com/go/ClimateCab)

Heavy-Duty Sliding Adjustable Shelf

- Shelf slides out to provide easy access to your servers and other equipment.
- Use this 29" deep shelf with 19" rails.
- Holds up to 125 pounds.
- ♦♦ **WARRANTY** — Lifetime



Item	Code
Heavy-Duty Sliding Adjustable Shelf	RM411-56
17 1/2"W x 29"D, 125-lb. Capacity	RM411-66
	RM411-76

Fixed Vented Server Shelf

- Supports up to 200 pounds.
- For 19" rails.
- Mounts in 4-post racks and enclosures.
- ♦♦ **WARRANTY** — Lifetime



Item	Code
Fixed Vented Server Shelf	RM399
	RM403
	RM410

Item	Code
Select Cabinet Accessories	
Vertical Cable Management	
Vertical Lacing Bars	
For 18U Cabinets	SCVLB18
For 24U Cabinets	SCVLB24
For 32U Cabinets	SCVLB32
For 37U Cabinets	SCVLB37
For 42U Cabinets	SCVLB42
For 47U Cabinets	SCVLB47
Extra Pairs of M6 Rails	
For 18U Cabinets	SC18M6
For 24U Cabinets	SC24M6
For 32U Cabinets	SC32M6
For 37U Cabinets	SC37M6
For 42U Cabinets	SC42M6
For 47U Cabinets	SC47M6

Item	Code
Solid Bottom Panels	
for 60-cm W x 60-cm D Cabinets	SCBSKL6060
Brush Grommet Kit for 3U Top Opening	ECBGK3U
Light Kit	ECLK
Vertical PDU 19" Mounting Kit, 0U	ECPDUMK
Anti-Tip Legs	
For 600D	(Not Available)
For 800 and 1000D	ECAT1
Networking Hardware/Baying Kit	ECNH
Dual PDU Mounting Brackets, 1 Pair	
For 60-cm W Cabinets	ECPDUMK60
For 75-cm W Cabinets	ECPDUMK75
Earth Bonding Kit (6 Straps)	SCG101

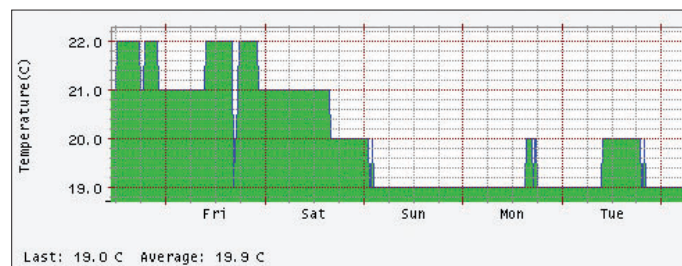
Guard mission-critical IT equipment against physical threats with AlertWerks.

Complete environmental monitoring over any IP network.

- » High or low temperatures
- » Water / humidity
- » Motion detection
- » Smoke detection
- » Fire
- » Security
- » Airflow
- » AC voltage

Sensor Name		Action on Status		Action Name
Temp Rack 03		High Critical		Email notification
		High Warning		
		Low Warning		
		Low Critical		
		Sensor Error		

Alerting



Data Collecting and Graphing



Buyer's Guide | Environmental Monitoring Systems

	ServSensor Jr.	ServSensor	ServSensor Contact	ServSensor V4P	ServSensor V4-20P
Number of external sensors	2	8	8	8	8
Dry-contact inputs	No	No	20 (up to 100)	No	20 (up to 100)
Video surveillance	No	No	No	Up to four cameras	
Alarming	E-mail, SNMP	E-mail, SNMP	E-mail, SNMP	Sound, voice, fax, e-mail, SNMP, SMS, MMS*	
Advanced alarm options	No	No	No	Yes	
Data graphing	Basic	Basic	Basic	Advanced	
Data export and remote collection	Yes	Yes	Yes	Yes	
Encrypted access	No	No	No	Web (HTTPS), SNMPv3	
Code	EME102A-R2	EME108A-R2	EME111A-20-R2	EME124A	EME129A-20
List Price (U.S.)	\$267.50	\$695.50	\$963.00	\$1395.00	\$1813.65

Best seller:
Order the EME103A Kit, which includes a temperature sensor and a ServSensor Jr.

* External e-mail to SMS or SNMP to SMS gateway required. Via Skype™ or external GSM/GPRS modem.



© Copyright 2013. Black Box Corporation. All rights reserved. Black Box® and the Double Diamond logo are registered trademarks, and Elite™, AlertWerks™, ClimateCab™ and Intelli-Pass™ are trademarks, of BB Technologies, Inc. Any third-party trademarks appearing in this publication are acknowledged to be the property of their respective owners.

BR00105-SelectCab_v1